



BEAVER FIT™
DAM STRONG

THE LEADERS IN BESPOKE INDOOR SOLUTIONS

HUMAN PERFORMANCE

WHO ARE BEAVERFIT?

Creator of the world's first fully functional containerised gym, BeaverFit is the leading global manufacturer of outdoor fitness equipment and training solutions. With a commitment to product excellence through cutting edge design and manufacturing processes, BeaverFit create innovative fitness equipment that provides a wide range of human performance training functionalities with industry leading durability for use in any outdoor environment.

Since 2010, BeaverFit has been the leading supplier of container gyms and outdoor fitness solutions to the UK and U.S. militaries, and continues to innovate and enhance both indoor and outdoor facilities for corporations, commercial gyms, universities, sports clubs, and individual users.

//// WE CREATE WHAT DOES NOT YET EXIST.

In 2015, the industry saw the introduction of BeaverFit Special Operations Equipment (SOE), a sister company to BeaverFit Ltd, supplying sought after and unique Special Operations Equipment, from Training Towers through to Live Fire Shoot Houses. The BeaverFit SOE client base includes the UK MOD, Foreign Commonwealth Office, NATO, European Armed Forces, Royal Marines, Special Forces, U.S. Armed Forces, and more.

Our solutions are manufactured to the highest of standards, exceeding all expectations. This methodology is at the heart of what we do, and represents the very foundation of which the company has been built.

Tom Beaver
Founder and Managing Director
BeaverFit UK



BESPOKE SOLUTIONS TO HIGHLIGHT YOUR BRAND AND STRENGTHEN YOUR TEAM

At BeaverFit, we understand that one size doesn't fit all when it comes to fitness solutions. That's why we specialise in crafting bespoke set ups that not only highlight your brand's uniqueness but also strengthen your team's resolve and performance.

Our commitment to customisability allows us to design, manufacture, and deliver the perfect fitness solution

that aligns with your brand identity; meeting your team's specific needs.

Whether you're looking to upgrade your indoor gym or functional training area, we have the expertise and flexibility to bring your vision to life. With BeaverFit, your brand and team will reach new heights of excellence through our tailored fitness solutions.



CONTENTS

Indoor Rigs.....	page 8
Indoor Racks.....	page 16
Modular Storage.....	page 18
Colours.....	page 22
Modularity.....	page 26
Components.....	page 34
Case Studies.....	page 36
Finance.....	page 49
FAQs.....	page 52





OUR SOLUTIONS



INDOOR RIGS

Each rig is carefully engineered to offer unmatched durability and versatility, making it suitable for all fitness levels. Whether you're setting up for small or large group training sessions, our indoor rigs are designed to meet the evolving needs of modern training environments.

Our rigs stand out with heavy-duty construction and intricate design elements, ensuring they can withstand rigorous training conditions. With multiple areas for attachments, they offer a facility that can cater to any type of training, from individual exercises to sessions that involve larger groups.

The key to BeaverFit indoor rigs lies in their modular design, which allows for complete customisation to suit your space and specific fitness needs.

The powder-coated finish ensures a sleek, professional appearance that resists wear and tear, giving your facility a polished look while enhancing durability.

BeaverFit offer a turnaround time of 12 weeks from concept to completion, demonstrating our streamlined production process.

Commander Rig

Footprint = 2.68m x 2.76m Height = 2.88m



Destroyer Rig

Footprint = 6.24m x 2.76m Height = 2.88m



Crusader Rig

Footprint = 4.94 x 2.07m Height = 3.75m



Crusader Rig (light)

Footprint = 4.94 x 2.07m Height = 2.88m



Seal Rig

Footprint = 3.64 x 2.76m Height = 2.88m



Cube Rig

Footprint = 2.68 x 2.68m Height = 2.51m




Single Bay Wall-Mounted Rig

Footprint = 3.11 x 1.22m Height = 2.51m



L Rig

Footprint = 6.32 x 3.43m Height = 2.51m



Single Bay Free Standing Rig

Footprint = 3.11m x 1.98m Height = 2.51m



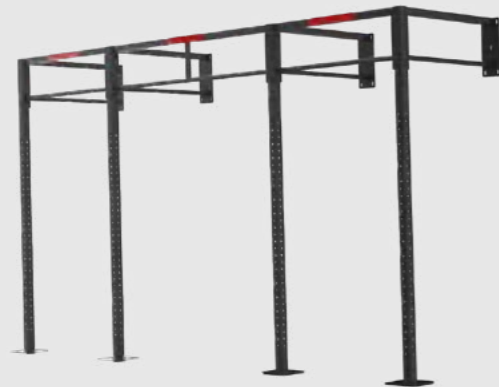
Single Bay Tower Rig

Footprint = 3.10 x 1.82m Height = 3.76m



Double Bay Wall-Mounted Rig

Footprint = 4.24 x 1.22m Height = 2.51m



Corner Rig

Footprint = 1.91 x 1.91m Height = 2.51m



Double Bay Free Standing Rig

Footprint = 4.24 x 1.98m Height = 2.51m



Double Bay Tower Rig

Footprint = 5.99 x 1.82m Height = 3.76m



Triple Bay Wall-Mounted Rig

Footprint = 7.10 x 1.22m Height = 2.51m



Double Bay Wall Unit

Footprint = 3.71 x 8.05m Height = 2.51m



Triple Bay Free Standing Rig


Footprint = 7.10 x 1.98m Height = 2.51m



Triple Bay Tower Rig

Footprint = 8.83 x 1.82m Height = 3.76m





Free Standing 4 Bag Cube Rig

Footprint = 1.98 x 1.98m Height = 2.51m



Small Bridge Rig

Footprint = 1.6 x 4.5m Height = 2.51m



Wall Mounted 4 Bag Rig

Footprint = 4.72 x 1.22m Height = 2.51m



Medium Bridge Rig

Footprint = 1.6 x 6.5m Height = 2.51m



Free Standing 6 Bag Rig

Footprint = 4.18 x 2.68m Height = 2.51m



Large Bridge Rig

Footprint = 2.1 x 6.5m Height = 2.51m





FARM
FITNESS
VBF

VBF

VBF

ELEIKO

ELEIKO

ELEIKO

ELEIKO

ELEIKO

ELEIKO

ELEIKO

ELEIKO

ELEIKO

ELEIKO

ELEIKO

ELEIKO

ELEIKO



INDOOR RACKS

BeaverFit training racks are world-class by design, crafted using the most robust and durable steel on the market.

These racks are built to endure the toughest conditions while offering the flexibility to adapt to any environment. Our range of solutions can be configured together, creating a modular setup that fits seamlessly into any location, making it the perfect choice for both small and large group training sessions.

The racks are built with 5mm steel, ensuring they remain sturdy and durable, withstanding years of heavy use. Designed for easy delivery and installation, BeaverFit racks ensure a

quick and efficient setup so you can start training sooner.

Our indoor racks have been tried and tested by elite athletes, making them a trusted choice for those who demand high performance from their equipment. With multiple configurations available, you can explore the limitless potential of BeaverFit racks to meet your training needs. For more information, view our renderings, imagery, and case studies to see how BeaverFit can elevate your fitness environment.

TRIED AND TESTED BY THE ELITE.





MODULAR STORAGE

BeaverFit's modular storage solutions are designed to efficiently organise and protect your training equipment while seamlessly integrating into any fitness space.

Whether you're storing strength, recovery, or functional training gear, these storage solutions offer unparalleled adaptability and customisation.

By reducing clutter on the gym floor, these solutions help create a cleaner, more efficient workout space, allowing athletes to focus on their training.

Each unit is built to last using 5mm steel, thicker than the industry standard, ensuring long-term

durability and reliable performance even under heavy use.

Designed with multi-modular capabilities, BeaverFit storage solutions offer flexibility, allowing you to adjust and expand your setup as your facility's needs grow.

All our rigs and racks can be fully customised to include modular storage solutions, allowing you to seamlessly integrate equipment storage into your training setup for a more organised and efficient space.

/// CUSTOM SOLUTIONS WITH MODULAR STORAGE.

Corner Unit

Footprint = 1.91 x 1.91m Height = 2.51m



Double Bay Wall Unit

Footprint = 3.71m x 8.05m Height = 2.51m





COLOURS




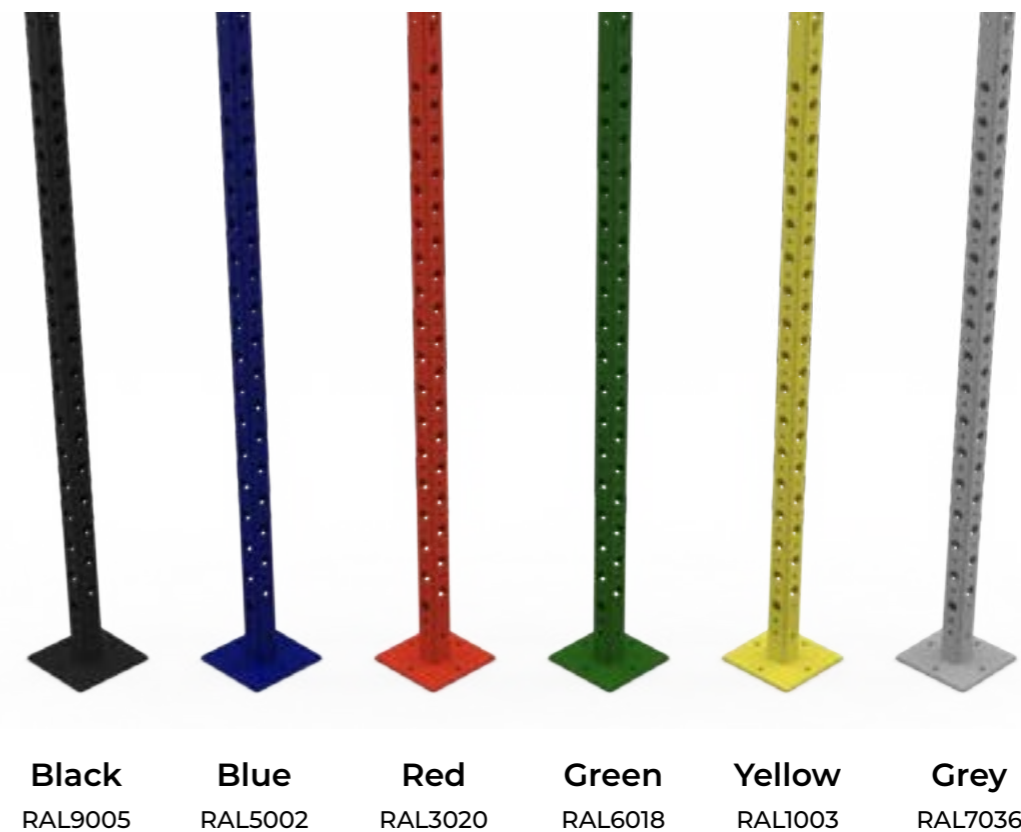
COLOURS

Our BeaverFit solutions are designed to suit your particular requirements. From colour coating through to logo placement, we offer a range of customisation options to suit any aesthetic.

One of the final stages of our manufacturing process is to apply a hard wearing powder coat finish to protect and colour the product. We offer a wide range of colours, to compliment your brand and ensure your facility best represents your desired aesthetic.

BeaverFit are the experts in custom training facilities. From our own innovative models, to custom-built solutions, we can cater for any shape, size and available training space.

We offer guidance and support throughout your entire journey, enabling us to create a facility that best suits your needs and desired concept. Collaborate with our in-house design engineers to co-create something truly unique.





MODULARITY

MODULARITY

Transform any indoor space into a high performance training facility with our unique solutions.

Our indoor solutions offer unparalleled modularity, providing clients with versatile set ups that can adapt to their evolving needs and visions. With dual facility configurations available, these gyms can be seamlessly interlinked or stand alone, offering flexibility in layout and usage.

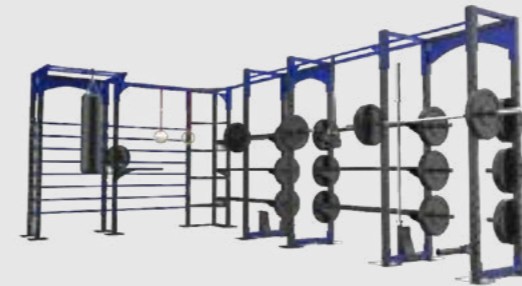
Our rigging options cater to a wide range of preferences and requirements. From rope towers to wing frames, monkey bars to wall climbs, the possibilities are endless. This diverse selection empowers clients to get creative with their available space, transforming their facility into a truly bespoke set up that reflects their unique requirements.

We prioritise client input and collaboration throughout the design process, ensuring that each set up is one-of-a-kind and tailored to their specific requirements. By facilitating communication between clients and our design team, we empower clients to bring their vision to life and create a gym environment that is both functional and distinctive.

This collaborative approach fosters a sense of ownership and pride in the final product, resulting in an indoor setup that is truly exceptional.



L-shaped Rig



Free-standing Boxing Rig



Beast Rack



Bridge Rig



Corner Unit



Double Bay Wall Unit





WBF

WBF

WBF

WBF

WBF

WBF



RENDER TO REALITY

Our large team of design engineers have the ability to completely transform a concept into a 3D render.

BeaverFit create bespoke indoor solutions that have been designed through innovation, offering a dedicated approach to each and every project.

We offer guidance and support throughout your entire journey, enabling us to create a facility that best suits your needs and desired concept.

Collaborate with our in house design engineers to co-create something truly unique.

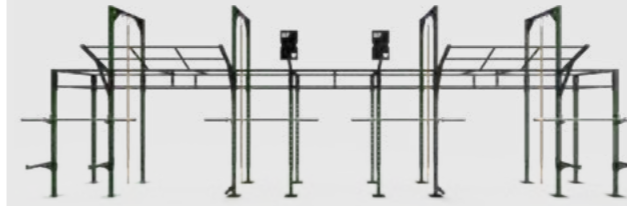
Bridge Rig

David Lloyd



Indoor Rig

Double Edge



Beast Racks

Dreghorn Barracks





L-shaped Rig

Cheltenham Ladies' College



Monkey Bar Rig

Buzz Gym



COMPONENTS





COMPONENTS

Amplify your group training sessions with our range of attachments and accessories, available for powder coating for a personalised finish.

Our components encompass a diverse array of attachments, accessories, cardiovascular equipment, and rigging elements such as climbing


nets and monkey bars.

These components serve as the building blocks of a comprehensive fitness experience, offering versatility and functionality to meet the varying needs of clients. Whether your users are seeking to enhance strength, improve cardiovascular health,


or engage in functional training, these components provide the tools necessary to achieve set goals.

We work with third party accessories and fitness equipment suppliers to offer a wide range of components, including but not limited to suspension trainers, battle ropes, plyometric boxes,


rowing machines, and custom set ups tailored to specific requirements. With our extensive selection, our customers have the flexibility to create a fully customised gym environment that caters to their unique preferences and training objectives.



High Tower



Climbing Wing




Monkey Bars




Jump Platform




Wall Ball Target




Safety Squat Arms




Modular Storage




Battlerope Attachment



Rope Pulley



Dip Bar



Landmine



J-pegs



CASE STUDIES

TREBEL

Bespoke Indoor Rig

“THE BRIEF WAS TO CREATE A MULTIFUNCTIONAL AND AESTHETIC DESIGN FOR OUR RIG CONCEPT TO THAT SERVED A DUAL PURPOSE OF CREATING VISUAL IMPACT AND HOLDING ALL THE FX LIGHTING AND AUDIO, BUT ALSO TO PROVIDE PHYSICAL FUNCTIONALITY BY PULL UP BARS FOR TRAINING USE.”

Saul Ramson-Williams
Head of Product, TREBEL



SCAN HERE

Take a look at the full setup here.

FARM FITNESS


Bespoke Indoor Gym Conversion

“THE EQUIPMENT WE STARTED WITH WAS BEAVERFIT. AS A BRAND, THEY MERGE VERY WELL. THE FARM FITNESS AND BEAVERFIT QUALITY IS HAVING THE CROSS-LINK OF BEAVERFIT INSIDE AS WELL – IT WORKED KIND OF PERFECTLY AND THEN TOPPED BY ELEIKO AS WELL. THAT WAS JUST THE CHERRY ON THE CAKE REALLY.”

Tom Kemp
Founder, Farm Fitness



SCAN HERE
Take a look at the full setup here.



CHELTENHAM LADIES' COLLEGE

L-shaped Rig



SCAN HERE
Take a look at the
full setup here.

BUZZ GYM

Bespoke Indoor Rig

“FROM THE FIRST MEETING IT WAS CLEAR OUR VALUES ALIGNED, THE STORY OF BEAVERFIT AND THEIR JOURNEY INSPIRED ME AND FROM THAT FIRST CONVERSION WE STARTED DESIGNING OUR INITIAL RIG. SINCE THEN WE HAVE USED BEAVERFIT FOR EVERY NEW BUZZ GYM LOCATION AS WELL AS MULTIPLE RIG REDESIGNS AT OUR EXISTING CLUBS.”

Adam Stowell
CEO, Buzz Gym




MERVILLE BARRACKS

Indoor Rigs + Racks

“FITNESS IS KEY TO BEING READY FOR OPERATIONS AND, AS THE ARMY’S VERY HIGH READINESS FORMATION, OUR SOLDIERS NEED TO BE VERY FIT. WE WANT OUR SOLDIERS TO HAVE THE BEST FACILITIES TO PREPARE THEMSELVES TO BE ABLE TO FACE ‘THE FALKLANDS TEST’, AND THE PEGASUS GYM IS ANOTHER ELEMENT TO THAT.”

Brigadier Nick Cowley
Commander of 16 Air Assault
Brigade Combat Team



SCAN HERE
Take a look at the
full setup here.





FINANCE

At BeaverFit UK, we prioritise providing comprehensive solutions to meet our clients' needs.

To streamline this process, we work closely with a trusted partner, Shire Leasing, who specialises in facilitating financing arrangements for various projects, including fitness facility development.

Shire Leasing offer expertise in navigating the complexities of financing, ensuring that clients have access to tailored solutions that align with their specific requirements and financial capabilities.

However, it's important to note that while we collaborate with Shire Leasing to provide clients with financing options, BeaverFit does not endorse, offer, recommend, nor encourage any specific financing arrangements. We believe in empowering our clients to make informed decisions that best suit their individual circumstances and preferences.



HAVE A QUESTION?

To find out more about our products or pricing, please email info@beaverfit.com or call +44 (0) 1694 751 265.

FREQUENTLY ASKED QUESTIONS

Q: Can I customise the colours and branding?

A: We have primary and secondary branding guidelines. However, these area spaces are negotiable based upon client requirements.

We offer a wide range of colours and branding options to suit any desired aesthetic.

Q: Can I customise the equipment that comes with the solution?

A: Yes. We have a variety of available accessories and attachments to suit any budget or project requirement.

Q: Do you offer flexible payment options? How much is this solution?

A: We work closely with a trusted partner, Shire Leasing, who specialises in facilitating financing arrangements for various projects, including fitness facility development.

Q: What ground type does the facility need to go on?

A: We recommend that all solutions are positioned on the necessary groundworks required to ensure a stable and functional area space.

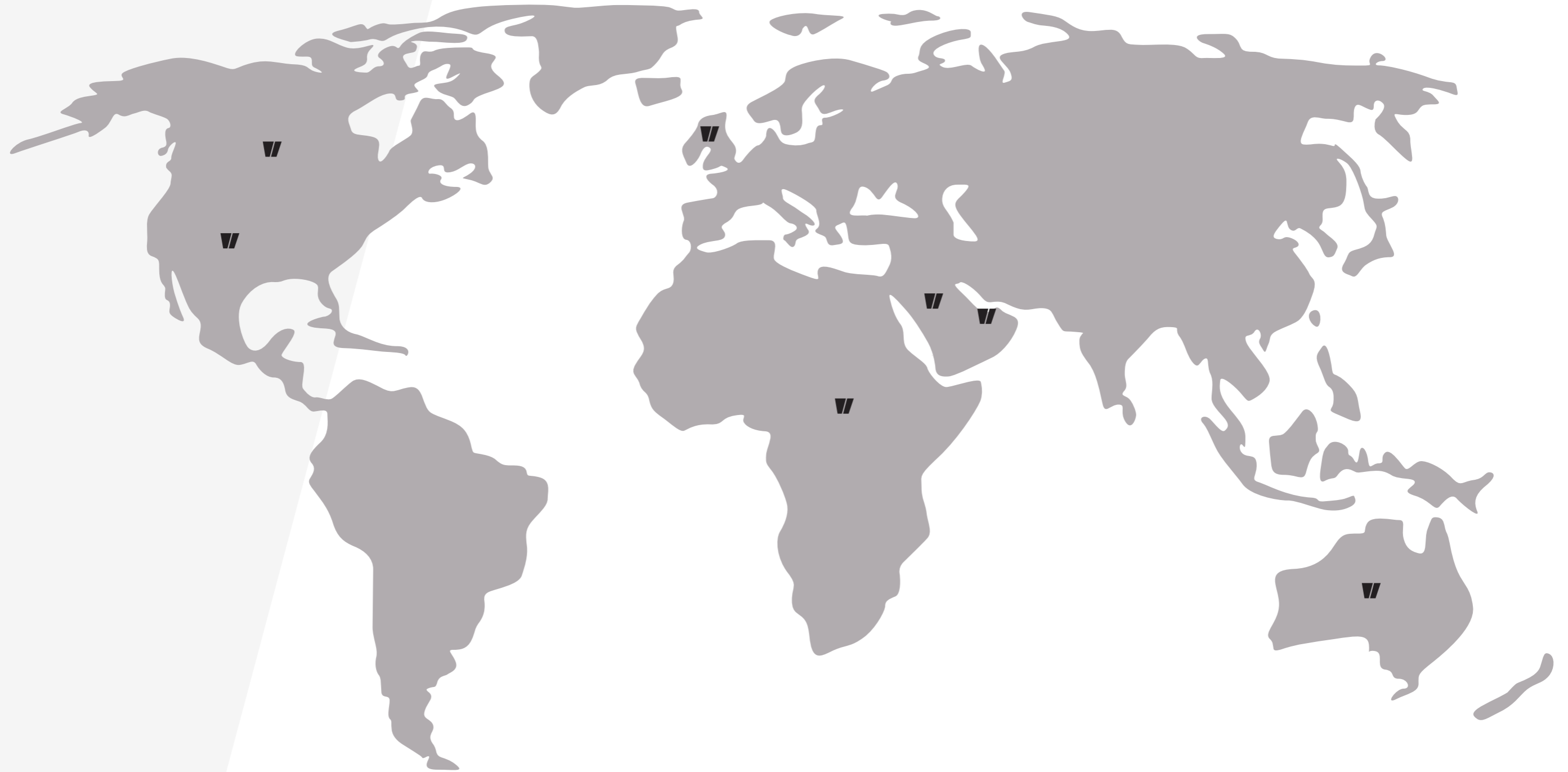
We suggest groundworks with a hard-core sub layer, such as concrete or astro turf.

Q: Is there a warranty?

A: Yes, we offer a warranty on all BeaverFit products and solutions. Get in touch with your direct sales person for more information.



OUR GLOBAL OPERATION



SCOTT FLINT - AUS
E: scott@beaverfit.com
T: +61408 687 816

CHRIS PIKE - UK
E: chris@beaverfit.com
T: +44 (0) 1694 751 265

JOHN OWEN - UK
E: john@beaverfit.com
T: +44 (0) 1694 751 265

OSCAR JENKINS - UK
E: oscar@beaverfit.com
T: +44 (0) 1694 751 265

BEAVER FIT™
DAM STRONG

THE LEADERS IN BESPOKE INDOOR SOLUTIONS



+44 (0) 1694 751265



info@beaverfit.com



www.beaverfit.com

Lacrosse S.C
karna up - weekly greatest stretch
- Good morning x 5
- Hip circle to lunge x 3 sets
- Calf bridge x 10
- Squat x 10
1. A squat
2. B. SC. ENL.
2.4. Inverted pull
3. push
3.4. handed sand clap
3. mountain climbers